



Inform.



About.

INTRODUCTION TO INFORM

With the Inform Shelving System, you have one system and endless possibilities. A staggering breadth of design elements gives you the freedom to use Inform in any space you want. This range of functionality is compatible to any use case, space or budget.

Use low Inform storage to define collaborative and reflective spaces without compromising sight-lines. Use high Inform storage to create direction and flow throughout your space.

Inform works in almost any educational environment. It's a single solution that helps bring cohesion to your space.

This guide contains multiple products from the Inform shelving range which have been curated into one specification guide for your convenience. Note that each product may be subject to different pricing terms and conditions based on finishes selected.

Phone _ 1300 966 640
Email _ info@vef.com.au
Web _ vef.com.au/inform



Index.

COMMON CONFIGURATIONS

INFORM COMPONENTS

MATERIALS + FINISHES

SHIPPING + WARRANTY


Inform

INFORM SINGLE HEIGHT PROFILES

Inform shelving comes in 4 heights; 900, 1200, 1500 and 1800 mm. Heights exclude adjustable feet and mobile add-ons options.

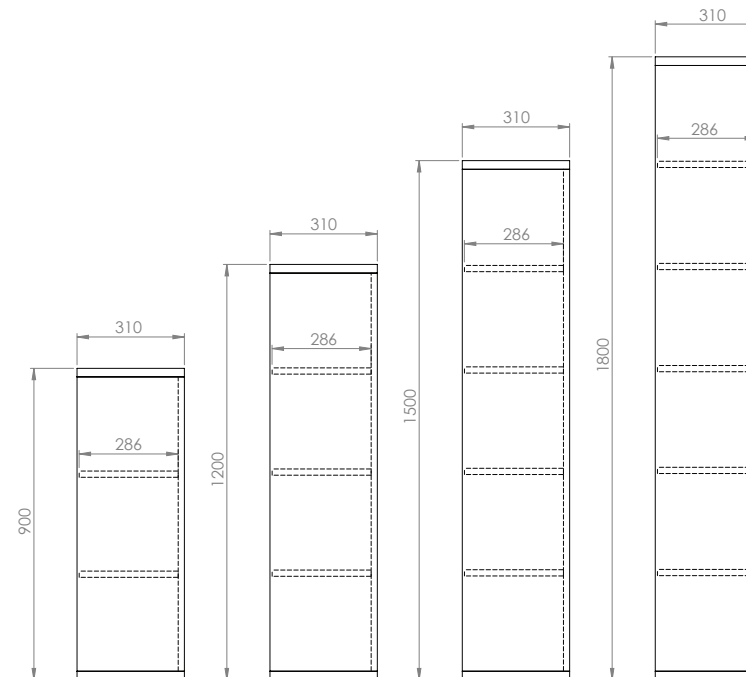
BASIC CONFIGURATIONS

Inform comes with a 18 mm flat edge adjustable shelf. The distance between the front edge of the end panel and the front edge of the shelf is 5 mm.



Shelves are adjustable in 10 mm increments.

Inform configurations are delivered as standard in 25 mm E0 Laminate board with 18mm height adjustable shelves.



DESIGNED BY
VE FURNITURE


Inform

INFORM DOUBLE HEIGHT PROFILES

Inform shelving comes in 4 heights; 900, 1200, 1500 and 1800 mm. Heights exclude adjustable feet and mobile add-ons options. (see Dimensions pages 6-7).

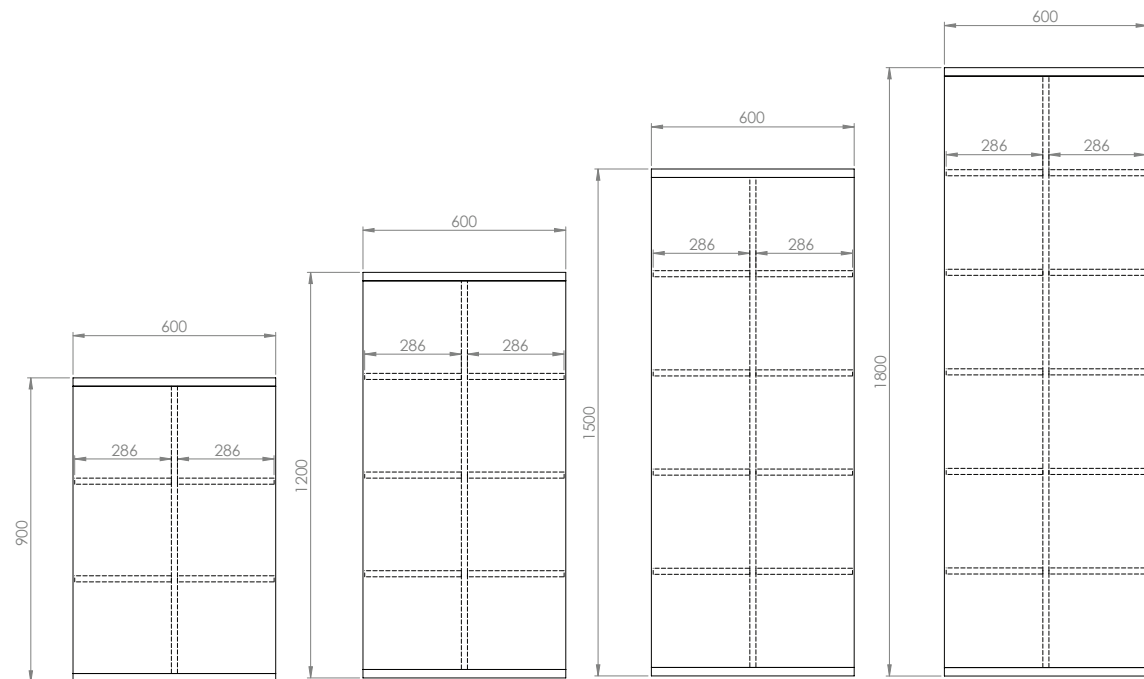
BASIC CONFIGURATIONS

Inform comes with a 18 mm flat edge adjustable shelf. The distance between the front edge of the end panel and the front edge of the shelf is 5 mm.



Shelves are adjustable in 10 mm increments.

Inform configurations are delivered as standard in 25 mm E0 Laminate board with 18mm height adjustable shelves.

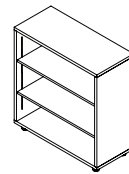


DESIGNED BY
VE FURNITURE

Inform Components

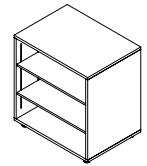
INFORM 900 SINGLE BOOKCASE

Model: INF001
W900 x D310 x H950
Includes x4 50mm adjustable legs



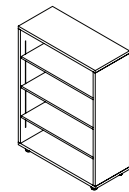
INFORM 900 DOUBLE BOOKCASE

Model: INF002
W900 x D600 x H950
Includes x4 50mm adjustable legs
Optional castors sold separately



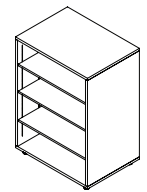
INFORM 1200 SINGLE BOOKCASE

Model: INF003
W900 x D310 x H1250
Includes x4 50mm adjustable legs



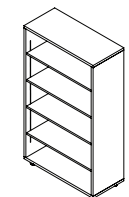
INFORM 1200 DOUBLE BOOKCASE

Model: INF004
W900 x D600 x H1250
Includes x4 50mm adjustable legs
Optional castors sold separately



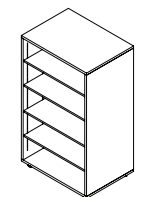
INFORM 1500 SINGLE BOOKCASE

Model: INF005
W900 x D310 x H1550
Includes x4 50mm adjustable legs



INFORM 1500 DOUBLE BOOKCASE

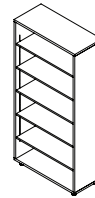
Model: INF006
W900 x D600 x H1550
Includes x4 50mm adjustable legs
Optional castors sold separately



Inform Components

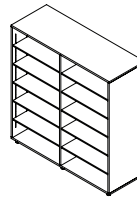
INFORM 1800 SINGLE BOOKCASE

Model: INF007
W900 x D310 x H1850
Includes x4 50mm adjustable legs
SAFTY NOTE: This item must be affixed to a wall



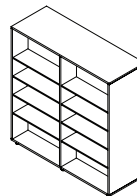
INFORM 1800 AISLE BOOKCASE

Model: INF009
W1800 x D600 x H1850
Includes x4 50mm adjustable legs



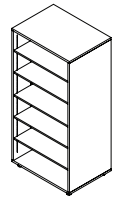
INFORM 1500 AISLE BOOKCASE

Model: INF010
W1800 x D600 x H1550
Includes x4 50mm adjustable legs



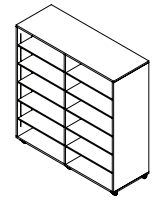
INFORM 1800 DOUBLE BOOKCASE

Model: INF008
W900 x D600 x H1550
Includes x4 50mm adjustable legs



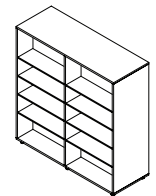
INFORM 1800 AISLE BOOKCASE

Model: INF009
W1800 x D600 x H1900
Includes x6 100mm easy-roll castors



INFORM 1500 AISLE BOOKCASE

Model: INF010
W1800 x D600 x H1600
Includes x6 100mm easy-roll castors



Materials + Finishes

STANDARD E0 LAMINATE

Reflecting the most realistic timber grains and brilliant whites this range has been curated to complement any fabric selection. 18 mm option available upon request.




Natural Oak



Dark Oak



Storm



White


Materials + Finishes

LAMINATED PLYWOOD + PREMIUM TIMBER

Warm, soft and calming, this range has been curated to reduce stress and restore energy levels through it's biophilic properties.




Natural Oak




Dark Oak



White



Birch Plywood



Rubberwood

SHIPPING

Shipping is calculated at the time of order. White Glove delivery and installation is extra. For more information, visit vef.com.au

FURNITURE WARRANTY

To initiate a claim, contact a helpful VE Furniture Account Representative by emailing info@vef.com.au or calling 1300 966 640, Monday-Friday 9am to 5pm AEST.

For complete warranty information please visit info.vef.com.au/warranty

RETURNS + EXCHANGES

To place a return, please contact an Account Representative at info@vef.com.au or give us a ring on 1300 96 66 40 within 30 days of receiving your goods from VE Furniture. Our Account Representatives will happily determine if the product can be returned or exchanged. White Glove Installation fees are non-refundable.

For more details on our Terms + Conditions, please visit vef.com.au/terms-of-service



Showroom + Design Centre
69- 75 Glenvale Crescent
Mulgrave Vic 3170

SHOWROOM

Phone : 1300 966 640

PHONE

Info@vef.com.au
www.vef.com.au

ONLINE

